
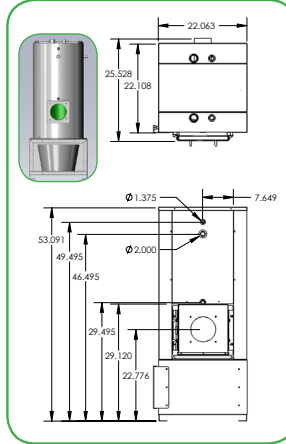


EcoBoiler™ Pellet Boilers

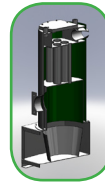


EcoBoiler™
wood pellet boilers

EcoBoilers are American-made boilers designed specifically for wood pellet central heating. These ASME-certified boilers are engineered to pair with the Swebo pellet burner to provide the comfort of zoned whole house heating, plus heat for domestic hot water.



Typically tied in with a pre-existing boiler or hot-air furnace, homeowners gain the flexibility and security an automatic primary/back-up dual heat source system.



Vertical fire-tubes make routine brushing out easy. A large ash bin is emptied every 1-2 tons of pellet consumption. The 16 gal. water capacity helps make long cycle times possible.


Suitable for hot water, forced hot air, and hydro-air systems, you get the comfort of central heat without the high fuel costs.

Swebo Pellet Burners

These Swedish-made burners are ruggedly built with thick stainless steel and precision weldings. Swebo burners connect with a PLC loaded with advanced software that supports precise control over all phases of operation: ignition, pre-operation, normal operation, and cool down.

Swebo burners feature fully automatic ignition and modulating combustion to provide efficient operation and long cycle times.

Because the burner feeds from above, there's never an issue with burn-back.



Pellet Storage, Augers, & Chutes



1,000-lb capacity
39" x 39" x 56"

We supply 400-lb capacity bins with optional 300-lb capacity extensions, and 1,000-lb capacity bins suitable for loading by bag. We also supply 3.5 ton capacity tapered "Flexi-Bulk" static-dissipating fabric silos suitable for bulk deliveries, and simple flat-bottomed bulk-fillable bags that are a low-cost way to get bulk-delivered pellets.

Augers carry pellets from the storage unit to the burner. We carry various lengths and custom make augers to fit unusual requirements.

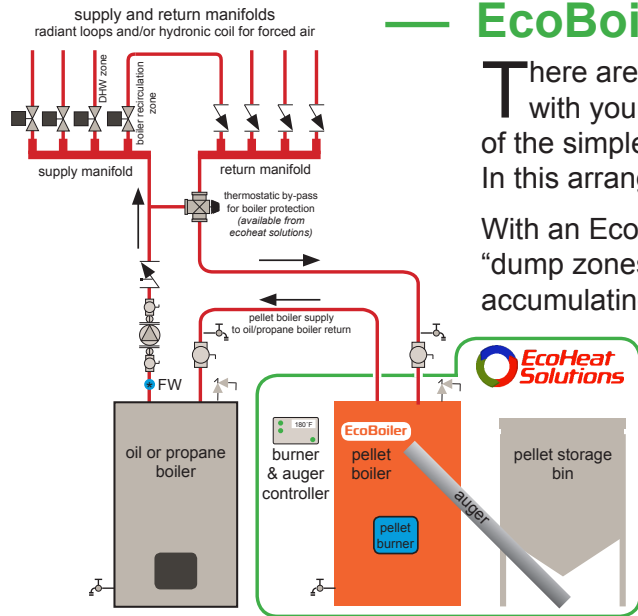
Pellet loading chutes are a convenient way to load pellets into bins, directly from outside.



400-lb capacity
26" x 26" x 48"



"Appealing to hearts and minds."



EcoBoiler™ with Oil/Propane Boiler

There are many possible ways for an EcoBoiler™ to be tied in with your heating system. The schematic on the left shows one of the simpler methods of connecting with a pre-existing boiler. In this arrangement, the EcoBoiler is connected “in series”.

With an EcoBoiler there is no need for add-on buffer storage, “dump zones”, nor daily pellet loading, and there is no pellet dust accumulating in your living space such as is the case with stoves.

Note: This schematic does not show

- low-water cut-off & high limit safety switch
- indirect hot water tank
- controls
- chimney/venting
- system water feed and expansion tank
- air release valve on EcoBoiler (not included)

If individual zone circulators are used instead of zone valves, a hydraulic separator should be placed between the bypass and the manifolds

How it Works

This suite of products functions much the same way as your current fossil fuel heating system does, heating your home and your hot water, automatically.

The process is cyclical. An electric element ignites pellets in the burner. The flame is maintained by automatic dosing of pellets carried from the pellet bin to the burner via the auger and drop-chute. The burner output modulates to meet the demand as long as it’s needed. When sufficient heat has been produced, the

burner shuts itself off until it’s needed again, and this cycle then repeats itself.

The heat delivery portion of your heating system (e.g. radiators, ducts, etc.) can typically remain untouched in most retrofit situations. The heat captured by the EcoBoiler is distributed to your home via these pre-existing system components.

The pre-existing boiler usually remains in place to serve as automatic back-up in the event wood pellets are not loaded on-time.

Safety: The EcoBoiler, Swebo burner, auger and storage have been safety-certified to meet the following standards:

- ASME
- UL 391
- CAN/CSA-B366.1-M91



Warranty: EcoHeat Solutions warrants the EcoBoiler for 5 years. The Swebo burner firing element is warranted for 1 year, and other parts of the Swebo burner are warranted for 2 years.†

† The boiler and burner must be properly installed by an authorized installer. See manuals for warranty details.

Placement: There are many possible configurations for fitting an EcoBoiler and storage bin into your available space. Contact EHS or your installer for details.

Owner Maintenance: In order to keep your EcoBoiler running efficiently, an owner-performed brush-out of the heat exchanger is recommended every 1-2 weeks during the heating season. This cleaning takes about 15-20 minutes and is simple to do.

Ash left over from the spent pellets needs to be emptied out after every 1-2 tons of pellets consumed. The ash, consisting primarily of minerals, can be spread in your garden or woods.

Your Authorized EcoBoiler Dealer is: